



---

# Bardioc → OSINT



# Content

---

01	<b>Introduction</b>	4
----	---------------------	---

---

02	<b>Overview</b>	2.1 General Description	5
		2.2 Semantic Modeling	5
		2.3 Target Audiences	7
		2.4 Areas of Application	7

---

03	<b>Bardioc OSINT</b>	3.1 Semantic OSINT Data	9
		3.2 Entity Resolution as a Core Feature	9
		3.3 Rule- and AI-Driven Linking	9
		3.4 Integration and Use of Proprietary Data	10
		3.5 Analysis, Exploration, and Decision Support	10
		3.6 Key Differentiators	10

---

04	<b>Advantages and Benefits</b>	11
----	--------------------------------	----

---

05	<b>Use Cases</b>	5.1 Supply Chain Risk Analysis	16
		5.2 Competitive and Market Intelligence	16
		5.3 Early-Warning System and Crisis Monitoring	17
		5.4 Investigative and Network Analysis	17
		5.5 KPI Analysis in Context	18
		5.6 Cybersecurity	19

---



---

06	<b>Deep Dive: Entity Resolution</b>	6.1 Technical Foundations	21
		6.2 Entity Resolution in Semantic Knowledge Graphs	21
		6.3 How Entity Resolution Is Implemented in Bardioc OSINT	21

---


07	<b>Conclusion</b>		23
----	-------------------	--	----

---

# Introduction

Bardioc OSINT is a solution built on the Bardioc semantic data platform that consolidates publicly available information from numerous heterogeneous sources into a unified knowledge graph. Semantic modeling based on the OGIT Ontology, entity resolution, and rule- and AI-driven linking produce consistent, context-rich, and analyzable data spaces. Enterprises and government agencies can use OSINT data as a service without operating their own infrastructure and seamlessly combine it with their proprietary data. This reveals complex relationships between persons, organizations, events, and indicators that remain hidden in isolated data sources. Bardioc OSINT supports well-founded analyses, early-warning systems, and data-driven decisions in areas such as investment, risk, market intelligence, compliance, and cybersecurity.

# Overview



## 02 Overview

### 2.1 General Description

Open Source Intelligence (OSINT) refers to the structured collection and analysis of publicly available data from a wide range of heterogeneous sources, including news portals, corporate registries, political documentation, geographic data, international indicators, social media, and many other information sources. The full value of this data only materializes when it can be placed in a meaningful context and linked together effectively.

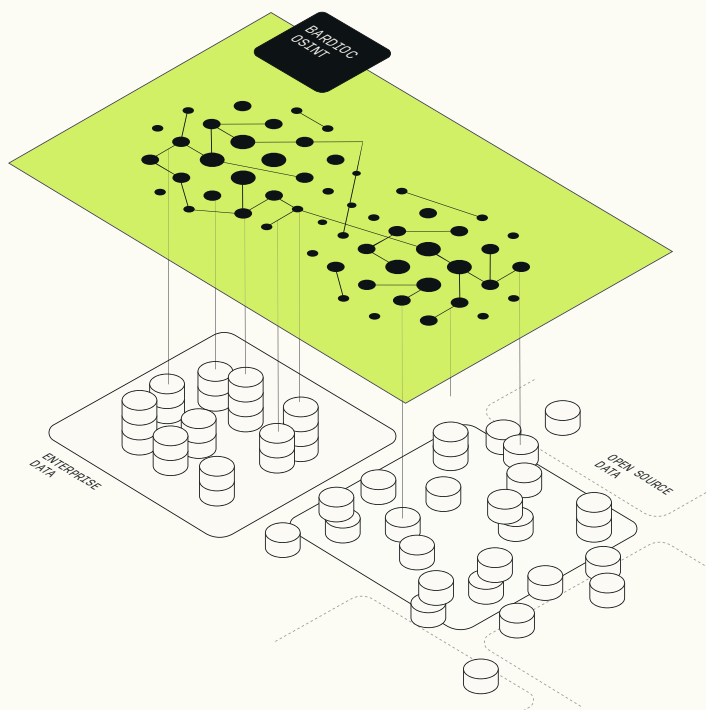
Bardioc OSINT builds on the Bardioc semantic data platform and delivers OSINT data in a knowledge graph as a service. Enterprises gain

immediate access to extensive, expertly curated data collections without having to operate their own infrastructure or manage integration overhead. The platform enables users to seamlessly combine these OSINT data with their own corporate data and leverage them within a shared knowledge space.

### 2.2 Semantic Modeling

The semantic modeling based on the Bardioc OGIT Ontology is at the core of Bardioc OSINT: Data from heterogeneous sources are mapped into a shared knowledge graph. Relationships between individual sources emerge from overlapping data, classification standards, entity resolution, and the application of rules and AI. In addition, relationships are also added manually to ensure the highest possible data quality at all times.

This combination of curated OSINT data, semantic modeling on a proven data operating system, and the ability to incorporate proprietary data opens new perspectives for analysis, decision support, and automation. Users benefit from a searchable, interconnected, and context-rich data foundation that breaks down traditional silos and makes complex questions easier to answer.

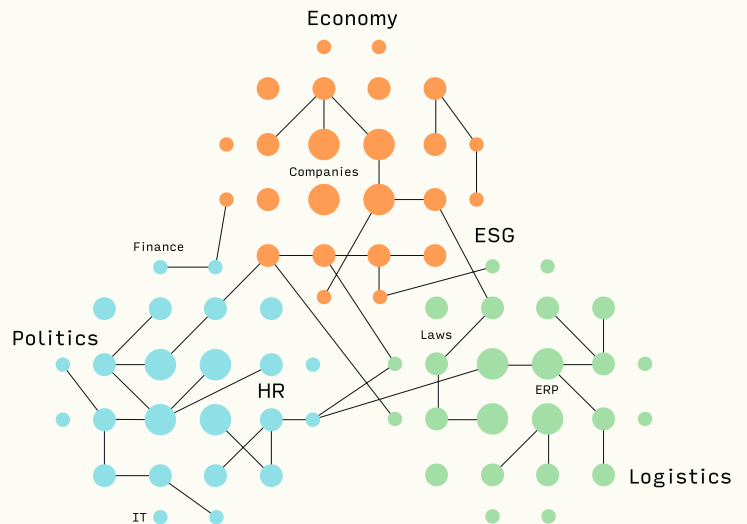


## 02 Overview

### 2.3 Target Audiences

Bardioc OSINT is deployed wherever publicly available information needs to be systematically analyzed, contextualized, and linked to proprietary data. The solution is particularly suited for large enterprises, government agencies, and organizations in the security and defense sectors, addressing domain-specific requirements ranging from strategy, risk, and compliance to operational analysis and situational assessment.

Consolidating heterogeneous OSINT sources in the Bardioc semantic knowledge graph eliminates traditional data silos. Users gain a unified, searchable, and interconnected data foundation where external information such as news, registry data, and economic, geographic, or environmental data can be combined with internal corporate data. This enables external events to be assessed directly in the context of an organization's own KPIs, locations, supply chains, or processes.

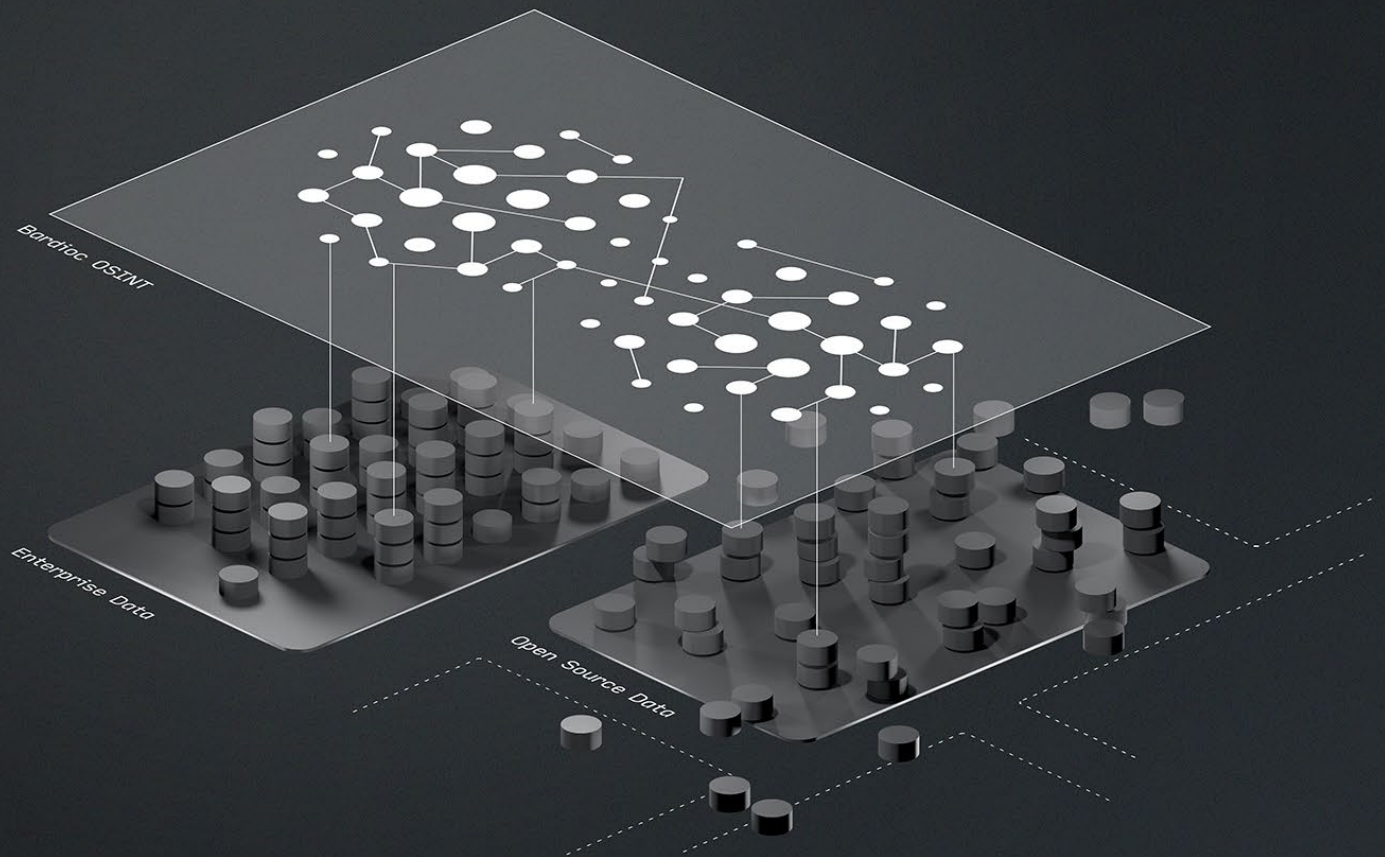


### 2.4 Areas of Application

Typical use cases include support for investment decisions, risk and supply chain analysis, competitive and market intelligence, the development of early-warning systems, and investigative and network analysis. Beyond that, Bardioc OSINT supports management and BI applications by enriching internal KPIs with external indicators and making them explainable. In the cybersecurity domain, the solution can also serve as a foundation for OSINT-based monitoring or early threat detection.

Overall, Bardioc OSINT creates a shared knowledge space that enables well-founded analyses, better decision-making, and greater responsiveness in complex, dynamic environments.

# Bardioc OSINT



## 03 Bardioc OSINT

---

### 3.1 Semantic OSINT Data

Bardioc OSINT is much more than a collection of freely available data. It provides aggregated, linked, and explorable data from public sources, stored in the Bardioc knowledge graph and semantically modeled using the OGIT Ontology. Structured and unstructured information is transformed into knowledge that enables users to explore causalities and identify correlations. Proprietary data can be linked to, explained by, or enriched with OSINT data. For example, KPIs can be correlated regionally with macroeconomic and demographic data, or specific events at corporate locations can be monitored proactively.

**OSINT data can be accessed and used in several ways.**

- 
- **01. Directly through the Bardioc Data Explorer:** the Bardioc Data Explorer is a standard desktop application that runs on Bardioc Desktop. Similar to Jupyter Notebooks, the Data Explorer provides an interactive, cell-based working environment, with the distinction that JavaScript, R, and Python can be processed in parallel within a single notebook. This gives data scientists and analysts tool-agnostic access to the OSINT data.

---

  - **02. Through the Bardioc Knowledge APIs:** the OSINT data can be consumed programmatically. Through the Knowledge APIs, data can be traversed using Gremlin queries, queried in tabular form via GraphQL, or integrated through the REST or WebSocket API.

---

  - **03. Custom Bardioc graph applications:** applications for data visualization, analysis, or consumption can be built quickly and directly based on the OSINT data in the Bardioc Knowledge Core using the Frontend SDK and the graph application SDK.

### 3.2 Entity Resolution as a Core Feature

A central differentiator of Bardioc OSINT is its deeply integrated, graph-based entity resolution. Public data frequently contains duplicate references, variant spellings, aliases, or conflicting contextual information about persons, organizations, locations, or events.

Bardioc solves this problem through a multi-stage, contextual approach: entities are not just compared by name but analyzed within their entire context. This includes structured attributes, relationships with other entities, co-mentions in publications, and the similarity of entire ego networks. The result is a consistent entity space in the Knowledge Core where duplicates are eliminated, networks are accurately mapped, and reliable analyses become possible. For uncertain cases, Bardioc also supports equivalence relationships with confidence scores instead of hard merges.

### 3.3 Rule- and AI-Driven Linking

Beyond pure data integration, Bardioc OSINT supports the enrichment and linking of information through rules and AI-driven methods. Entities can be automatically connected through shared classifications, thematic overlaps, geographic proximity, or domain-specific logic. Computed relationships can also be established, for example between enterprises and industry-specific indicators, events and regions, or organizations and relevant regulatory contexts. This produces connections that are not explicitly present in the original sources but are highly relevant from a domain perspective.

## 03 Bardioc OSINT

---

### 3.4 Integration and Use of Proprietary Data

A key functional capability of Bardioc OSINT is the seamless integration of proprietary corporate or government data into the existing knowledge graph. Internal data, such as customer records, supplier information, locations, risks, processes, KPIs, or investigation files, can be fed into the same semantic model via the Bardioc Knowledge APIs or the Connector SDK and linked directly to OSINT data.

This allows internal information to be interpreted in the context of external events: Proprietary KPIs can be correlated with news developments, economic indicators, or geopolitical trends, risks can be assessed against external signals, and decisions can be grounded in a broader data foundation. Access to proprietary data is strictly separated from access to OSINT data through the Bardioc Access Manager. The granular permissions model and the access token concept ensure that internal data protection is guaranteed at all times.

### 3.5 Analysis, Exploration, and Decision Support

The semantic knowledge graph provides the foundation for exploratory analyses, network evaluations, and context-driven inquiries. Users can determine not only that an event occurred, but also what impact it has across other data domains. Patterns, dependencies, and interactions between persons, organizations, events, and indicators are made visible and analytically actionable. This supports operational analyses and strategic decision-making processes, early-warning systems, and situational awareness.

The built-in graph algorithms of Bardioc, including centrality analyses, shortest path, connected components, and cycle detection, are available directly from the OSINT data. Additionally, with a large language model, Bardioc OSINT can be extended into a semantic RAG (retrieval-augmented generation) system that enables natural language queries against the knowledge graph and delivers answers in an accessible format.

### 3.6 Key Differentiators

**Bardioc OSINT stands apart from conventional OSINT tools and data platforms through**







- |   |   |
|---|---|
| <ul style="list-style-type: none"> <li>→ a continuous semantic knowledge graph built on the proven Bardioc platform instead of isolated data collections</li> </ul> | <ul style="list-style-type: none"> <li>→ seamless integration of proprietary data into a shared semantic model with full data sovereignty through the Bardioc Access Manager</li> </ul> |
| <ul style="list-style-type: none"> <li>→ a deeply integrated, graph-based entity resolution as the foundation for data quality and analytical capability</li> </ul> | <ul style="list-style-type: none"> <li>→ delivery as a service, without users needing to operate or maintain their own OSINT infrastructure</li> </ul>                                  |
| <ul style="list-style-type: none"> <li>→ the combination of curated OSINT data, rule- and AI-driven linking, and manual domain enrichment</li> </ul>                | <ul style="list-style-type: none"> <li>→ linear scalability for very large data volumes, along with historization for temporal queryability and audit compliance</li> </ul>             |
| <ul style="list-style-type: none"> <li>→ semantic modeling based on the OGIT Ontology with the option for domain-specific Ontology extensions</li> </ul>            |   |

# Advantages and Benefits



Deploying Bardioc OSINT delivers significant value to enterprises, government agencies, and organizations in the security and defense sectors compared to conventional OSINT tools, isolated data sources, or purely document-based evaluations. The combination of curated OSINT data, semantic modeling, graph-based entity resolution, and rule- and AI-driven linking creates an integrated knowledge space that improves the quality of analyses, accelerates decision-making processes, and surfaces risks early.

## 04 Advantages and Benefits

 <p>01 <b>Holistic Overview</b> No more Data Silos</p>	 <p>02 <b>Higher Data Quality</b> Integrated Entity Resolution</p>	 <p>03 <b>Contextualized Analyses</b> Explainable Correlations</p>
 <p>04 <b>Early Risk Detection</b> Increased Responsiveness</p>	 <p>05 <b>Seamless Integration</b> Full Data Sovereignty</p>	 <p>06 <b>OSINT as a Service</b> Efficiency Gains</p>

An Overview of the Benefits and Advantages of Bardioc OSINT

## In → Detail

### 01 Holistic Overview Instead of Data Silos

Bardioc OSINT consolidates publicly available information from a wide range of heterogeneous sources into a shared semantic knowledge graph. This eliminates traditional data silos and places information from news portals, registries, and economic, geographic, environmental, and cyber sources into a common context. Users gain a consistent, searchable, and interconnected view of relevant entities such as persons, organizations, events, and indicators. Complex relationships that remain hidden in isolated sources become visible and analytically actionable for the first time.

### 02 Higher Data Quality Through Integrated Entity Resolution

A central benefit of Bardioc OSINT lies in its deeply integrated, graph-based entity resolution. Public data is frequently inconsistent, contradictory, or duplicated. Bardioc solves this problem through a multi-stage, contextual approach that considers not only names but also relationships, topics, locations, and ego networks. The result is a consistent entity space free of duplicates that enables reliable network, risk, and trend analyses in the first place. This raises the analytical power significantly compared to simple search or monitoring approaches.

## 04 Advantages and Benefits

### 03 Contextualized Analyses and Explainable Correlations

Bardioc OSINT enables not only the determination that an event has occurred, but also the analysis of its impact on other areas. Causes, dependencies, and interactions can be identified and explained transparently through semantic linking of entities. Internal KPIs, risks, and locations can be directly correlated with external events, economic indicators, and geopolitical developments. The historization function of Bardioc ensures that temporal dependencies and changes remain queryable in context. This creates transparency, improves the traceability of decisions, and supports explainable, data-driven analyses.

### 04 Early Risk Detection and Increased Responsiveness

A key benefit of Bardioc OSINT is the early detection of risks and changes. Public sources frequently contain initial signals for emerging crises, market shifts, supply chain disruptions, or cyber threats. Through continuous monitoring via the Bardioc Streaming API, semantic linking, and contextual analysis, these signals can be detected and assessed early. Enterprises and government agencies gain valuable time for prevention, scenario planning, and countermeasures, increasing their responsiveness in dynamic and uncertain environments.

### 05 Seamless Integration of Proprietary Data with Full Data Sovereignty

Bardioc OSINT allows the direct integration of proprietary corporate or government data into the existing knowledge graph. Internal information such as supplier lists, locations, KPIs, risks, or investigation data is processed within the same semantic model and linked to OSINT data. This creates new analytical and explanatory capabilities without losing control over proprietary data. Through its granular, token-based permissions model, the Bardioc Access Manager ensures that proprietary data remains logically separated from OSINT data while being fully integrated and securely usable from a domain perspective.

### 06 Efficiency Gains Through OSINT as a Service

As a fully managed service, operated in geo-redundant data centers by DATAGROUP in Frankfurt am Main and ISO 27001-certified, Bardioc OSINT relieves organizations of building, operating, and maintaining their own OSINT infrastructure. Data acquisition, curation, modeling, and linking are handled centrally within the platform. Users can immediately work with high-quality, interconnected data without managing integration overhead or complex tool landscapes. This reduces costs, accelerates projects, and delivers rapid domain value, even for organizations without dedicated OSINT or data science teams.

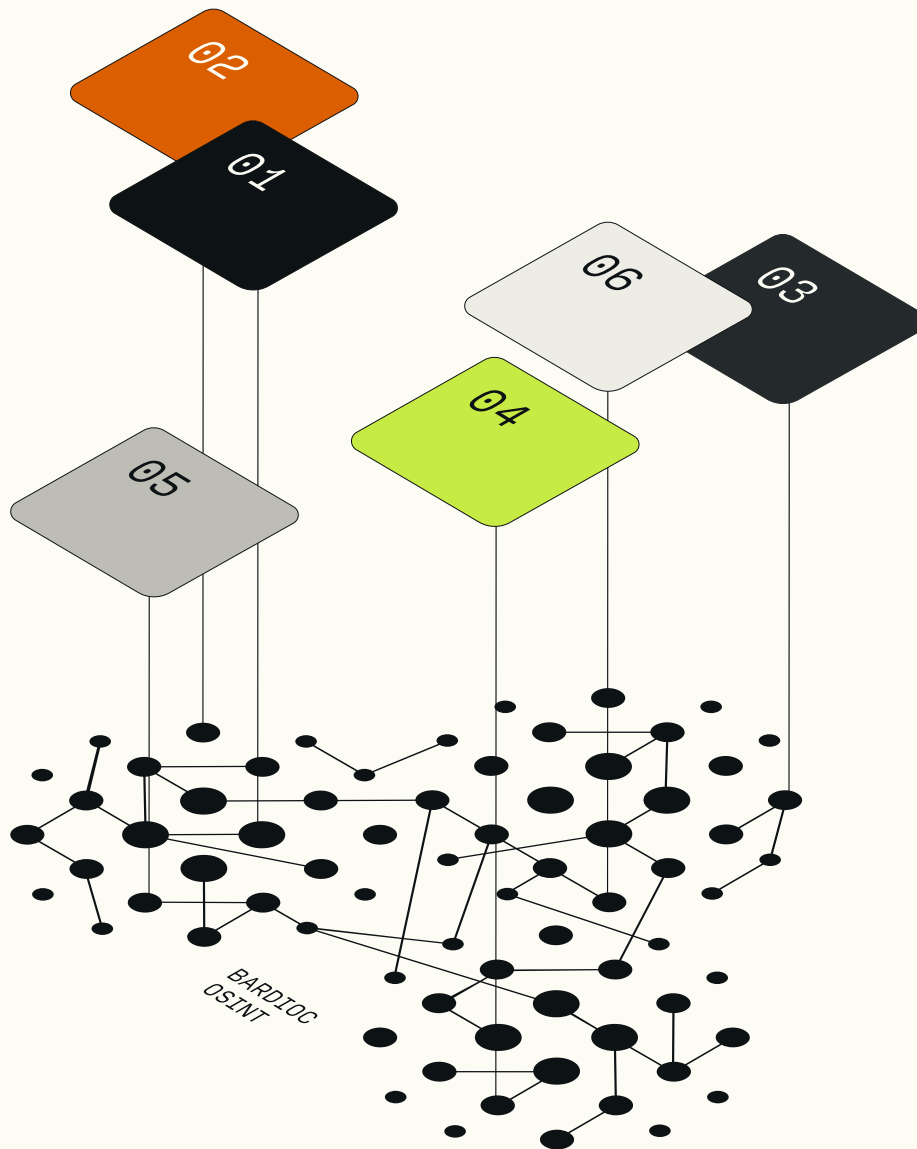


## Broad Applicability, from Operational to Strategic

Bardioc OSINT supports a broad range of use cases, from operational analysis and monitoring through risk and compliance requirements to strategic planning and decision support. The solution is equally suited for enterprises, government agencies, and security and intelligence organizations and adapts flexibly to varying domain requirements. This makes Bardioc OSINT a central building block for data-driven decisions in complex, interconnected, and dynamic environments.



05 Use Cases



An overview of the applications of Bardioc OSINT:

- 01** Supply Chain Risk Analysis (procurement, compliance, customs, regulatory authorities)
- 02** Competitive and Market Intelligence (strategy, business development, marketing)
- 03** Early-Warning System and Crisis Monitoring (Security and defense organizations, large enterprises)
- 04** Investigative and Network Analysis (Security and defense organizations, large enterprises)
- 05** KPI Analysis in Context (management, BI/analytics)
- 06** Cybersecurity (SOC, CERT, government agencies)

## 05 Use Cases

### 5.1 Supply Chain Risk Analysis

- **Complete supply chain visibility:** All actors (suppliers, sub-suppliers, logistics providers) and their connections become visible and navigable in the knowledge graph.
- **Early risk detection:** Vulnerabilities and risks are identified, for example single-source dependencies, geopolitically risky regions, or potential violations of human rights and environmental standards.
- **Compliance & due diligence:** Automated screening for sanctioned partners or PEP (politically exposed person) connections across the entire supply chain.
- **Responsiveness:** Scenario planning for supplier disruptions and proactive preparation for regulatory due diligence obligations (e.g., Supply Chain Act) through continuous analysis.



**Target audience:** Enterprises (procurement, risk & compliance management), government agencies (customs, regulatory authorities)



**Exemplary OSINT sources:** Corporate data, news, public tenders, sanctions lists, NGO data, web & social media, government data (registries, reports)



**Possible proprietary data:** Known suppliers and structures

### 5.2 Competitive and Market Intelligence

- **Early detection of market trends:** OSINT delivers signals for emerging trends or demand shifts, for example through increased media coverage of a specific technology or industry.
- **Competitor insights:** Linking competitive monitoring (product launches in the press, new job postings) with internal sales data reveals how competitor activities influence the market.
- **Strategic decisions:** Identifying industry networks and supplier relationships supports decisions on partnerships, acquisitions (M&A), or market entry. Internal sales figures correlated with external indicators (consumer confidence, GDP trends) enable more informed forecasts.



**Target audience:** Enterprises (strategy, business development, marketing)



**Exemplary OSINT sources:** Corporate data, news, job portals, social media, economic and demographic data



**Possible proprietary data:** Sales and revenue data by region, competitor list

## 05 Use Cases

### 5.3 Early-Warning System and Crisis Monitoring

- **Early alerting:** When crises or hazards (pandemics, natural disasters, conflicts) emerge, decision-makers receive near-real-time warning signals from OSINT, enabled by the Bardioc Streaming API, before internal sensors trigger.
- **Holistic operational picture:** Linking weather, news, and geographic data in the knowledge graph creates a comprehensive situational overview. A natural disaster (weather data) can be immediately matched against affected locations and logistics routes of the organization to activate contingency plans.
- **Geopolitical risk assessment:** Military and government agencies gain a tool for monitoring global tensions and assessing risks to their own security or supply chains. Internal operational data can be correlated with external events in the graph to evaluate the effectiveness of measures.



**Target audience:** Security and defense organizations, disaster management, large enterprises



**Exemplary OSINT sources:** News, social media, weather data, government data



**Possible proprietary data:** Location data of own assets

### 5.4 Investigative and Network Analysis

- **Uncovering networks:** Through entity resolution, identical persons or organizations from different sources are recognized as a single entity in the knowledge graph. This reveals connections that were previously hidden. If a suspect appears in internal files, the OSINT linkage can show that the same person is the managing director of another enterprise and has been mentioned in relevant reports, pointing to accomplices or organizational structures.
- **Faster investigations:** Public web data (social media, forums) provides clues about locations or aliases of wanted individuals. This information, combined with internal intelligence in the shared knowledge graph, significantly accelerates investigations and prevention.
- **Corruption and fraud detection:** Politicians or officials can be cross-referenced in corporate registries with their decisions in parliamentary documents and media reports to detect improper influence. Enterprises can also use OSINT to uncover suspicious employee activities or supplier relationships (shell enterprises, sanctions violations) and match them against internal data to prevent fraud.



**Target audience:** Security and defense organizations, large enterprises



**Exemplary OSINT sources:** Personal and corporate data, news, job portals, social media, sanctions lists



**Possible proprietary data:** Investigation files, communication data, transaction data

## 05 Use Cases

### 5.5 KPI Analysis in Context

- **Root cause analysis and forecasting:** Linking external indicators with proprietary KPIs reveals why metrics fluctuate. If a revenue decline can be correlated with an economic downturn (GDP contraction) or negative media coverage of a product, areas for action become immediately visible. The Bardioc time series database (TSDB) enables high-performance analysis of even large historical datasets.
- **Strategic planning:** When proprietary sales time series are correlated with OSINT data (weather, politics, trends), patterns can be identified to use as a basis for forecasting. Bardioc presents the underlying data and correlations transparently, supporting explainable, data-driven forecasts.
- **Data-driven decisions:** Internal decisions become more informed when OSINT serves as context. Executives can view their KPIs within a broader market and global context and assess risks and opportunities in a more quantified manner. Bardioc OSINT provides a shared operational picture for decision support that customers can enrich with their own data.



**Target audience:** Enterprises (management, BI/analytics)



**Exemplary OSINT sources:** Economic data, environmental data, news, economic and demographic data



**Possible proprietary data:** Time series of proprietary KPIs, product data, location data, customer and market data




## 05 Use Cases


### 5.6 Cybersecurity

Cyberattacks often appear to be sudden, unavoidable events, yet attackers frequently leave early warning signals in public sources. Analyzing OSINT data helps security teams detect such indicators of an imminent or ongoing attack at an early stage and initiate countermeasures. Without proactive monitoring, attacks go undetected for an average of over 194 days, with correspondingly high financial and reputational damage. OSINT-based early-warning systems built on Bardioc can drastically reduce this time frame.


Today’s threat actors frequently operate in plain sight: they announce attacks on social media, share exploits in hacker forums, publish stolen data on paste sites, or trade access credentials on the darknet. Collecting and semantically linking these scattered clues is critical to building a complete picture of the threat. Bardioc connects shared entities, such as enterprise names, persons, accounts, or technical indicators, across different data sources in the knowledge graph. This turns individual puzzle pieces into actionable intelligence about a potential attack scenario before conventional sensors raise an alarm.



**Target audience:** Security and defense organizations, government agencies, large enterprises

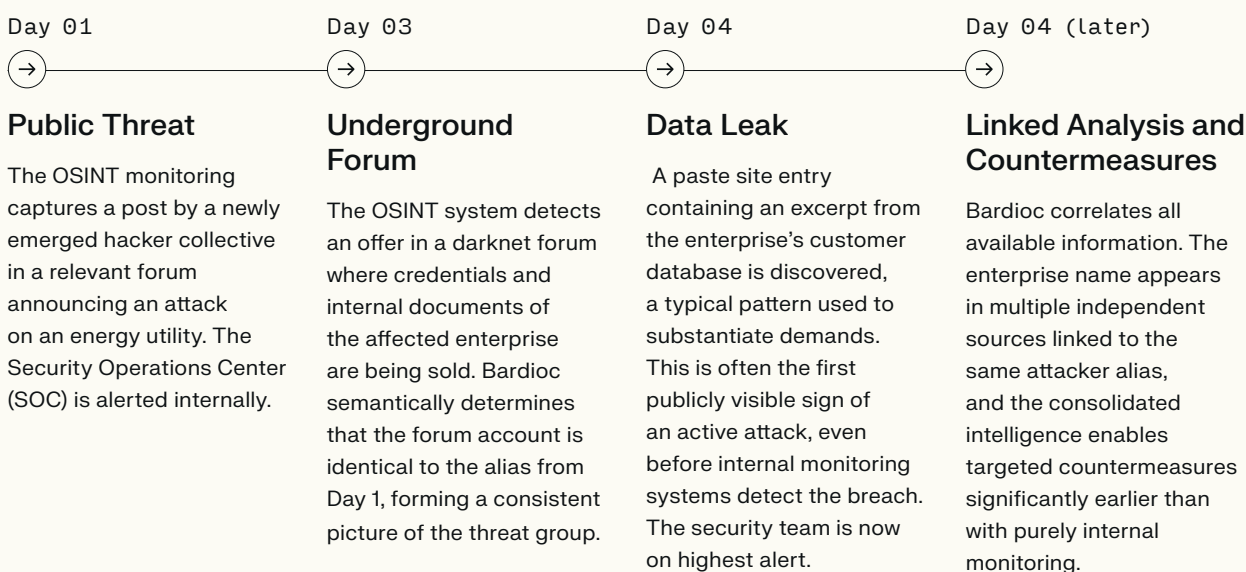


**Exemplary OSINT sources:** Social media, paste sites, darknet forums, threat feeds and breach databases, code repositories, news and security blogs

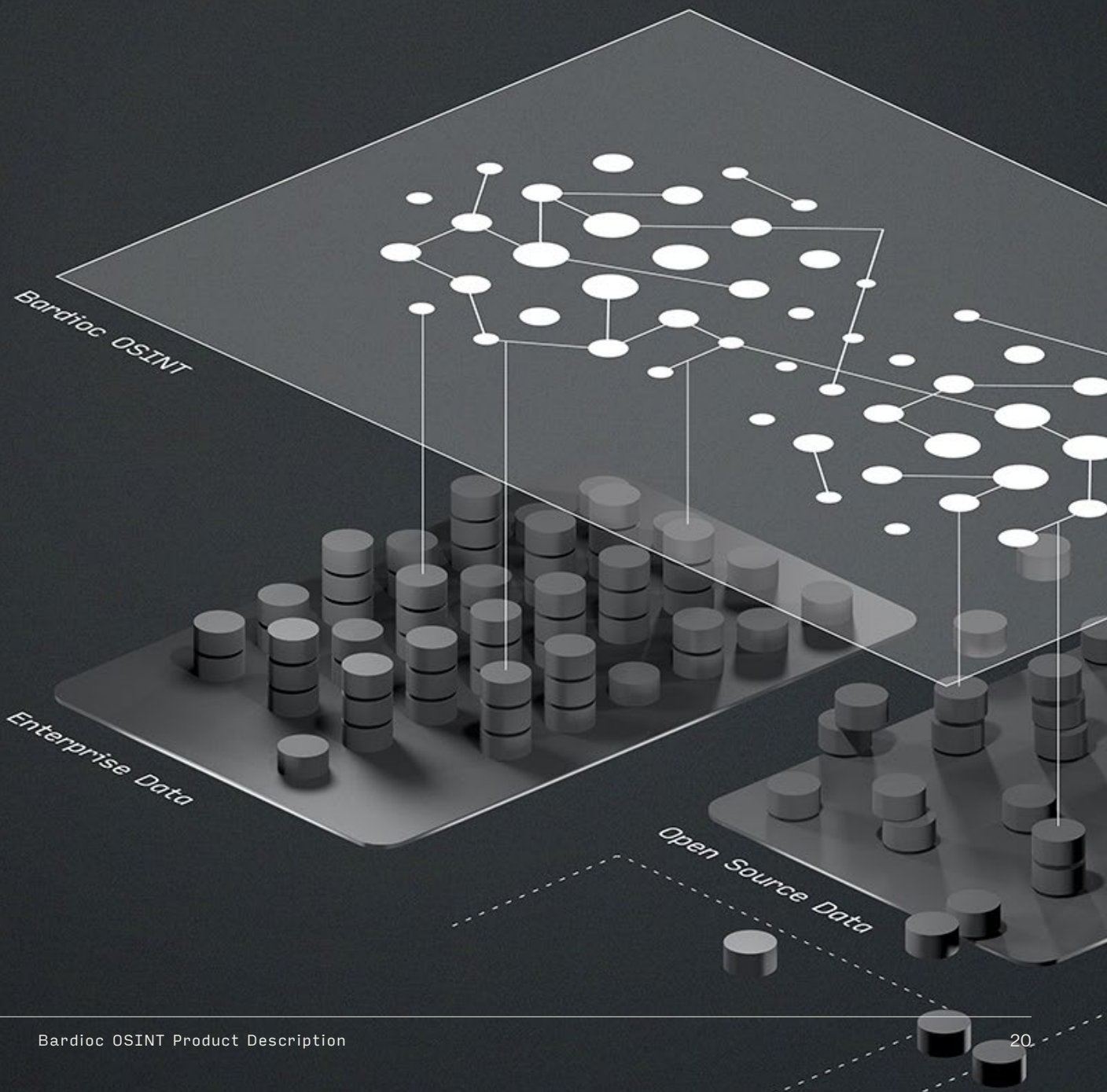


**Possible proprietary data:** User directories and role models, asset inventory, network and log data

#### Example Scenario: Early Detection of a Cyberattack



# Deep Dive: Entity Resolution



## 06 Deep Dive: Entity Resolution

---

### 6.1 Technical Foundations

Entity resolution refers to the process of correctly identifying, matching, and merging different data points that refer to the same real-world entity. This is indispensable for OSINT data in particular, as public information sources are frequently incomplete, contradictory, inconsistent, or structured differently.

#### Common causes of duplicate entities include

- different spellings (e.g., John Doe, J. Doe, Doe, John)
- missing unique identifiers
- translations, abbreviations, aliases
- divergent contextual information
- data originating from different countries or domains
- machine-extracted names from text (e.g., from news articles)

Without entity resolution, many overlapping pieces of information would produce multiple separate objects that actually represent the same person, organization, region, or location. This not only creates redundancy but also causes important correlations to be lost.

#### The goals of entity resolution are therefore to

- identify identical entities
- correctly distinguish similar entities
- eliminate duplicates
- consolidate all relevant information for a given entity
- produce a consistent, coherent representation of the real world in the knowledge graph

### 6.2 Entity Resolution in Semantic Knowledge Graphs

In the Bardioc knowledge graph, entity resolution is especially critical because

- every additional node for the same person distorts the network
- relationships (edges) are distributed across multiple incorrect entities
- centrality and network analyses, such as the Bardioc built-in algorithms Degree Centrality, Betweenness Centrality, or PageRank, become unusable
- patterns, dependencies, and correlations remain hidden
- cross-references between data sources can no longer be identified







OSINT data is inherently context-driven. A person is rarely identified by unique IDs but rather described through their environment: which persons they are mentioned alongside, which locations appear, which organizations and topics are referenced, and which publications connect them. Entity resolution in the graph therefore means more than name comparison; it means comparing structure, context, and relationships. This makes it not an optional optimization but a fundamental prerequisite for valid analyses, functioning links, AI-driven inferences, and high-quality, trustworthy graph structures.

## 06 Deep Dive: Entity Resolution

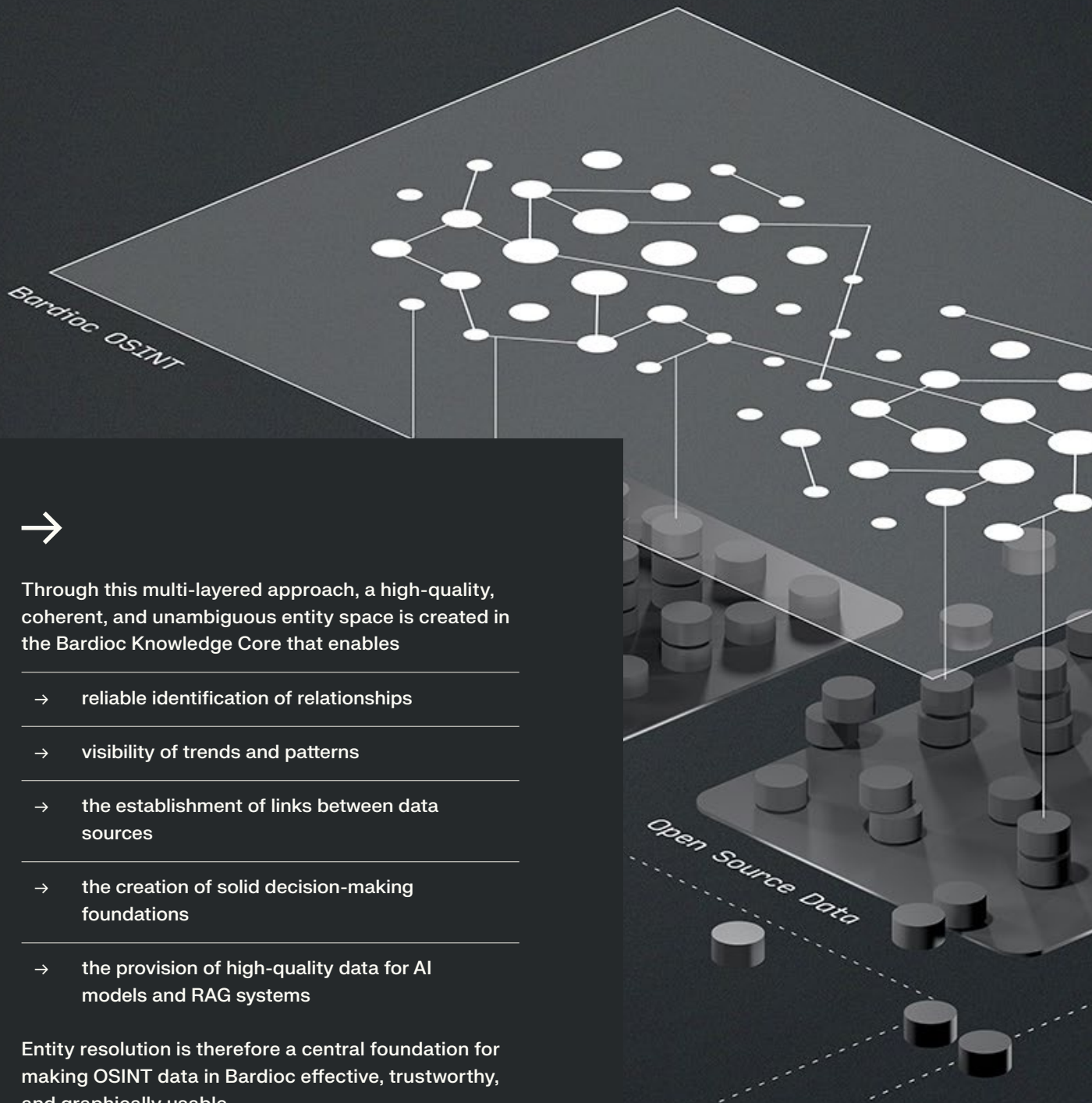
---

### 6.3 How Entity Resolution Is Implemented in Bardioc OSINT

Bardioc implements entity resolution as a multi-stage, highly contextual process that considers both structured attributes and graph-based relationships.

 01	<h4>Extraction of Context-Based Mentions</h4>	<p>First, all relevant entities are extracted from the data sources. For text or news data, this happens on a per-publication basis: every mention of a person is captured together with its context, meaning the locations, organizations, other persons, and topics that appear in the same source. This provides a context-rich starting point for subsequent comparisons.</p>
 02	<h4>Name Canonicalization and Blocking</h4>	<p>Names are normalized (e.g., lowercasing, removal of titles, standardization of order) and then grouped into blocks based on identical last names, identical phonetic signatures (Soundex), and identical name fragments. This blocking significantly reduces the comparison space.</p>
 03	<h4>Ego Network Comparison</h4>	<p>For each potentially duplicated person, small subgraphs (ego networks) are generated that contain all contextual connections. When comparing two potential duplicates, the structural overlap is measured: shared locations, topics, organizations, other persons, and publications. This constitutes a graph-based similarity analysis, not merely an attribute check.</p>
 04	<h4>Similarity Score from Multiple Factors</h4>	<p>The final score is composed of multiple weighted factors: name similarity (high influence, especially for rare names), context similarity (organizations, locations, other persons, topics), and structural similarity of ego networks. Only when the overall score exceeds a defined threshold are two objects considered the same entity.</p>
 05	<h4>Merging and Edge Redirection</h4>	<p>When a match is confirmed, the two nodes are merged into one, all edges (relationships) are redirected to the remaining node, and the redundant node is removed. For uncertain cases, no hard merge is performed; instead, an equivalence relationship with a confidence score is set as an edge in the graph.</p>
 06	<h4>Re-Evaluation of New Data</h4>	<p>Bardioc can re-execute entity resolution as soon as new data arrives or contextual information changes. This ensures that the knowledge graph remains consistent over time and the OGIT Ontology stays correctly instantiated.</p>

# Conclusion



Through this multi-layered approach, a high-quality, coherent, and unambiguous entity space is created in the Bardioc Knowledge Core that enables

- reliable identification of relationships
- visibility of trends and patterns
- the establishment of links between data sources
- the creation of solid decision-making foundations
- the provision of high-quality data for AI models and RAG systems

Entity resolution is therefore a central foundation for making OSINT data in Bardioc effective, trustworthy, and graphically usable.

Start your revolution.

# Almato

---

## About Almato

Almato AG is Europe's leading specialist in AI-driven semantic data platforms. With Bardioc, Almato provides a sovereign, high-performance, AI-powered semantic data platform for the intelligent integration, analysis, and utilization of data. Based on an open ontology, the platform operates securely and transparently in line with European standards and can be deployed in various operating models, including as a Platform as a Service (PaaS) offering. It enables organizations to utilize their data flexibly and on a large scale across various operating environments.

Around 200 Almato employees develop and maintain the platform, supporting organizations in industry, the public sector, and defense in using their data efficiently and securely, from integration and semantic modeling to AI-driven analysis and automation.

Almato collaborates with leading partners specializing in implementation and consulting, particularly in the fields of data science, security, and solution development. Together, they help customers build comprehensive, data-driven strategies.

In addition to its headquarters in Stuttgart, Almato has offices in Bonn, Reutlingen, Neu-Isenburg and Barcelona. In 2025, Bardioc was named 'AI-Powered Semantic Data Platform of the Year in Europe' by CIO Review magazine.

---

## Would you like to learn more?

Please contact us at:  
[sales@almato.com](mailto:sales@almato.com)

### Company

Almato AG  
Theodor-Heuss-Str. 9  
70174 Stuttgart  
Phone: +49 711 3406-7810  
E-Mail: [info@almato.com](mailto:info@almato.com)

### Locations

Stuttgart  
Reutlingen  
Barcelona